




POULTRY SHOWMANSHIP

At The 4-H Fair



WHAT IS POULTRY SHOWMANSHIP?

Showmanship is a chance to impress the judge with your knowledge of poultry and earn a 4-H ribbon.

Exhibitors select the bird they will show and carry it by hand to present it and answer some questions from the judge.

Focuses on how well a person:

- ◆ Handles and presents a chicken
- ◆ Demonstrates poultry knowledge



Poultry showmanship evaluates the exhibitor, not the bird

PURPOSE OF SHOWMANSHIP

- ◆ To evaluate the exhibitors skills in proper animal handling
- ◆ To evaluate the exhibitors knowledge of poultry
- ◆ To build confidence, responsibility, and communication skills
- ◆ To have fun talking “chicken” and showing off your hard work



It's less about how fancy your chicken is and more about how well you know and handle it.

3 LEVELS OF SHOWMANSHIP



Beginner

For grades 3rd through 5th. Appropriate skills include carrying and posing the bird properly and placing and removing the bird from the cage. Exhibitors should be able to answer questions about basic management, simple anatomy, and they should know the breed, variety, gender, and class of the bird.

Intermediate

For grades 6th through 8th. Appropriate skills include all of the skills for 5th grade and under plus passing the bird, examining the wings, under-color, feet and head. They should be able to do a physical examination and an oral evaluation of their bird. Exhibitors should be able to answer questions about poultry diseases, parasites, defects, disqualifications, and additional anatomy.

Senior

For grades 9th and up. Appropriate skills include three handling skills and 9 evaluation skills. They should be able to answer any question given to them about the poultry industry.

IT'S ALL FOR FUN

Poultry showmanship isn't high pressure at all, it's meant to be fun and a great learning experience. Judges are there to help, not to scare you and they're usually very friendly. If you give a wrong answer, it's okay, they won't bite! Just do your best, enjoy working with your bird and have fun.



Poultry showmanship is all about having fun and learning, with friendly judges who are there to help

HOW THE SHOWMANSHIP PROCESS WORKS



1 Sign Up

Exhibitors must sign up for Showmanship on the Fair Entry website. There may or may not be additional chance to sign up on show day.

2 Select Your Bird


Choose which bird you would like to show. It is recommended to choose a bird that is comfortable with being handled.

3 Show Day

You will present your bird by hand and have a short one on one conversation with the judge.



WHAT THE JUDGE IS LOOKING FOR



EXHIBITOR KNOWLEDGE

Judges want to see that you understand your bird and poultry basics, including:

- ◆ Breed, variety, and class of your chicken
- ◆ Age and sex (pullet, cockerel, hen, etc.)
- ◆ Parts of the chicken (comb, wattles, hock, keel, etc.)
- ◆ Basic care: feeding, watering, housing, and health
- ◆ Common diseases and parasites and how to prevent them



Clear, confident answers matter more than memorizing fancy words.

HANDLING & CONTROL OF THE BIRD

Judges watch how you manage your chicken:

- ◆ Calm, confident handling (no squeezing, no flapping chaos)
- ◆ Correct way to hold and carry the bird
- ◆ Ability to pose the chicken properly on the table
- ◆ Showing parts of the bird when asked (wings, legs, breastbone, etc.)
- ◆ Keeping the bird under control and safe at all times



Even if your chicken isn't perfect, strong showmanship can still place very well.

APPEARANCE & CONDITION

To a judge, this reflects your care at home:

- ◆ Clean feathers, feet, and vent
- ◆ Trimmed nails (if appropriate)
- ◆ Healthy, alert bird with no obvious illness
- ◆ Neat personal appearance (you don't have to be fancy, just tidy)



Does this exhibitor look knowledgeable, confident, and capable of caring for poultry properly?

AWARENESS & SPORTSMANSHIP

Judges also notice:


- ◆ Attention to the judge at all times
- ◆ Following instructions promptly
- ◆ Courteous behavior toward others
- ◆ Confidence without arrogance



Good manners and focus go a long way.

A decorative border of brown, white, and light green eggs in a cardboard carton, framing the central text.

THE 4 RULES FOR BEING SUCCESSFUL AT SHOWMANSHIP





RULE #1 FOR SHOWMANSHIP

Know your bird.

Know how to handle them well, hold them securely, put them into a cage headfirst, pose them in the cage, and remove them headfirst. Know their anatomy (the more the merrier), their class and varieties, and how they compare to the American Standard of Perfection.



Keep talking!

If a judge asks a question, don't just answer with a one word answer - share everything you can think of that you know about the topic (and then some more!) Judges like to see you have a wide base of knowledge about poultry.

RULE #2 FOR SHOWMANSHIP



Be professional.

Judges like to see neat, respectful exhibitors. Speak clearly, be relaxed and make eye contact. Wear a white lab coat if possible and be sure to thank the judge when you are done.

RULE #3 FOR SHOWMANSHIP



RULE #4 FOR SHOWMANSHIP

Keep learning.

This isn't a test to cram for; it's an opportunity to gradually become an expert in all things poultry. Judges like to ask at least one random chicken knowledge question such as, "Do chickens have teeth?" Before you say "no", remember peeps are born with an egg tooth, which is what the judge was testing to see if the exhibitors knew about.



QUESTIONS THE JUDGE MAY ASK

What are the 10 types of combs?

What class are Large Fowl Buff Orpingtons in?

What are the seven parts of the wing?

Do chicken have teeth?

What is the chicken's true stomach called?

What temperature should an incubator be at to hatch chicken peeps?

Poultry Showmanship

4-H 690-W

Suggested Scoring

	Exhibit Score
1. Appearance of animal:	
a. Cleanliness	_____ 5
b. Fleshing and finish	_____ 5
c. Feather condition	_____ 5
d. Tame and manageable	_____ 5
	_____ 20 Percent
2. Appearance and attitude of showperson:	
a. Clean and neat	_____ 5
b. Considerate of other exhibitors	_____ 5
c. Follows judge's instruction	_____ 5
d. Handles animal gently, appropriately, considerately	_____ 10
	_____ 25 Percent
3. Showing the animal:	
a. Picked up correctly	_____ 5
b. Carried properly	_____ 5
c. Poses the animal correctly	_____ 5
d. Displays and examines various parts	_____ 5
e. Returned properly to the pen	_____ 5
	_____ 25 Percent
4. Knowledge of the animal (questions or statements):	
a. Knows general breed information	_____ 5
b. Knows the nomenclature (correctly names the major parts)	_____ 5
c. Can define disqualification and give examples	_____ 5
d. Can define defect and give examples	_____ 5
e. Can identify strong and weak points of the animal	_____ 5
f. Can give sex, weight, and purpose of animal	_____ 5
	_____ 30 Percent
Total Score	_____ 100 Percent

RESOURCES

4-H Handbook

www.poultryshowcentral.com

American Standard of Perfection
45th Edition

<https://quizlet.com/305617239/4-h-poultry-showmanship-questions-flash-cards/>

<https://poultryshowcase.com/wp-content/uploads/2023/01/CIS1206-Poultry-Showmanship-Questions.pdf>